

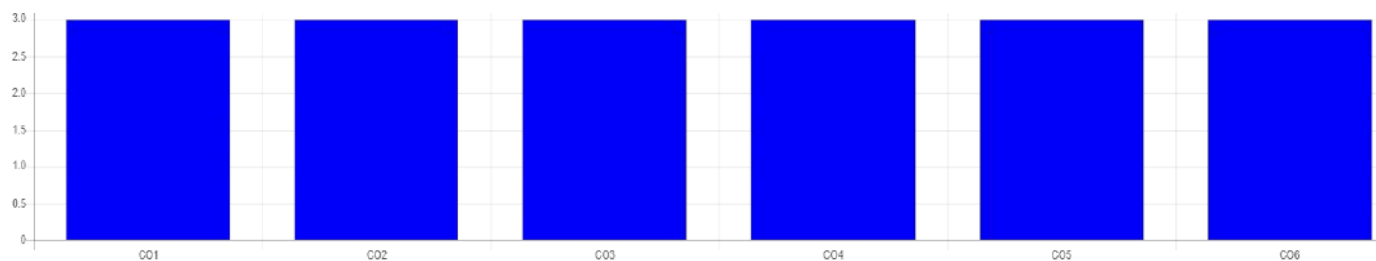


Guru Gobind Singh College of Engineering & Research Centre, Nashik

210244-Computer Graphics - Theory (2022-23) [Pravin Pachorkar]

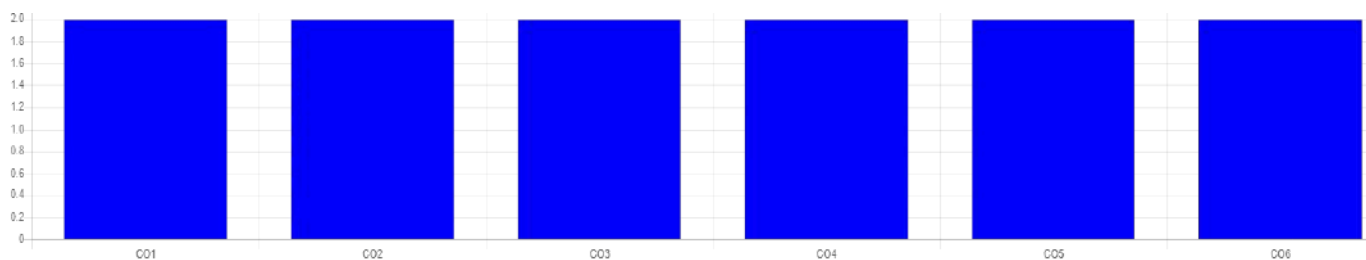
Internal Assessment

Title	Type	% Weightage	CO1	CO2	CO3	CO4	CO5	CO6
Assignments	Internal	10	0.30	0.30	0.30	0.30	0.30	0.30
Unit Test 1	Internal	0	0.00	0.00				
Percent course outcome weightage			10.00	10.00	10.00	10.00	10.00	10.00
Attainment as per percent weightage			0.30	0.30	0.30	0.30	0.30	0.30
Final attainment			3	3	3	3	3	3



External Assessment

Title	Type	% Weightage	CO1	CO2	CO3	CO4	CO5	CO6
SEE	External	40	0.80	0.80	0.80	0.80	0.80	0.80
Percent course outcome weightage			40.00	40.00	40.00	40.00	40.00	40.00
Attainment as per percent weightage			0.8	0.8	0.8	0.8	0.8	0.8
Final attainment			2	2	2	2	2	2

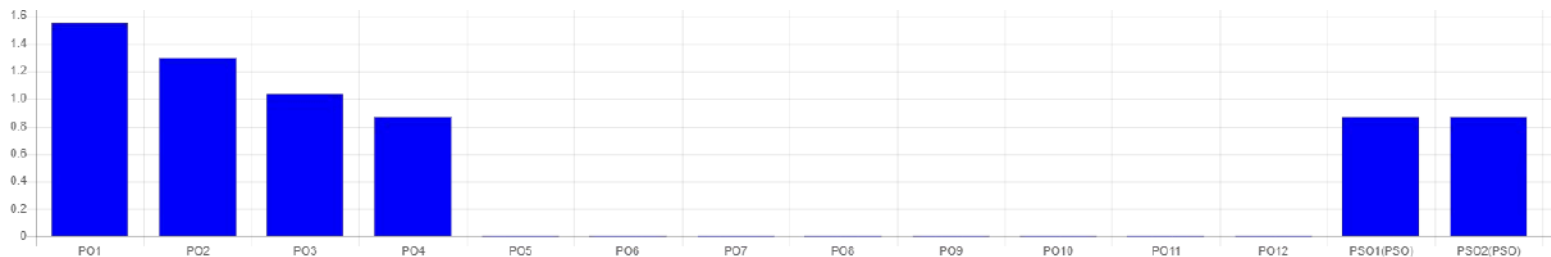


Direct Total Attainment

Course Outcome	Internal	External
CO1	3.00	2.00
CO2	3.00	2.00
CO3	3.00	2.00
CO4	3.00	2.00
CO5	3.00	2.00
CO6	3.00	2.00
Average	3.00	2.00
Weightage	60	40
Direct Total Attainment	1.80	0.80
Final Direct Course Attainment	2.60	

Final Attainment

	PO1	PO2	PO3	PO4	PO5	PO6	PO7	PO8	PO9	PO10	PO11	PO12	PSO1(PSO)	PSO2(PSO)	PSO3(PSO)
Final Attainment	1.56	1.30	1.04	0.87									0.87	0.87	
Percentage	52.00	43.33	34.67	29.00									29.00	29.00	





Guru Gobind Singh College of Engineering & Research Centre, Nashik

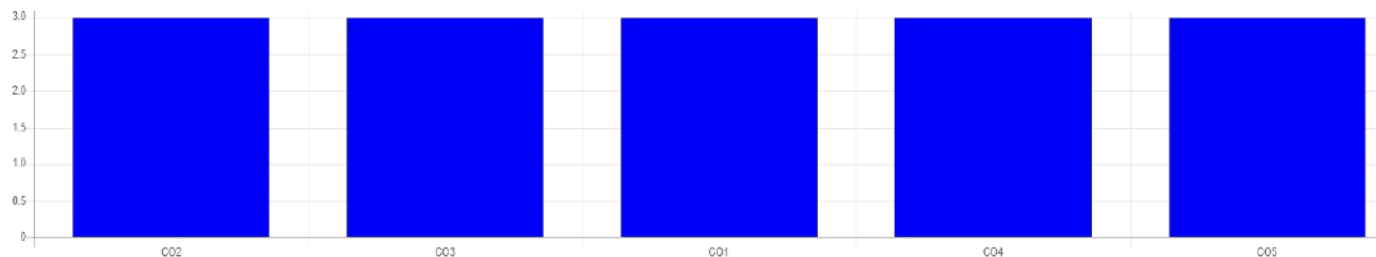
210247(B)-CGR Laboratory - Practical (2022-23) [Radha Sali] [Radha Sali] [Radha Sali] [Radha Sali]

Internal Assessment

Batch [SECO-A1, SECO-A2, SECO-A3, SECO-A4] Internal Assessment	Type	% Weightage	CO2	CO3	CO1	CO4	CO5
Computer Graphics Lab Assignments [SECO-A1, SECO-A2, SECO-A3, SECO-A4]	Internal	60	1.80	1.80	1.80	1.80	1.80
Mini Project [SECO-A1, SECO-A2, SECO-A3, SECO-A4]	Internal	20					0.60
Percent course outcome weightage			60.00	60.00	60.00	60.00	80.00
Attainment as per percent weightage			1.8	1.8	1.8	1.8	2.4
Final Attainment			3	3	3	3	3

Internal Assessment Course Outcome Attainment Average

Course Outcome	CO2	CO3	CO1	CO4	CO5
Average	3.00	3.00	3.00	3.00	3.00

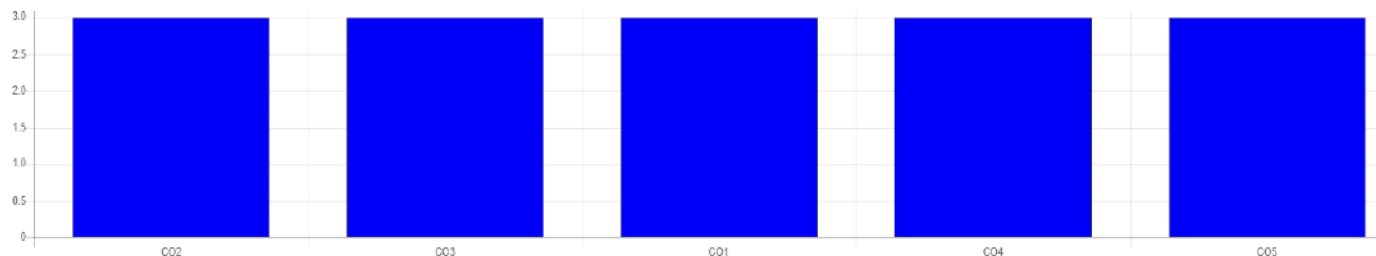


External Assessment

Batch [SECO-A1, SECO-A2, SECO-A3, SECO-A4] External Assessment	Type	% Weightage	CO2	CO3	CO1	CO4	CO5
SEE [SECO-A1, SECO-A2, SECO-A3, SECO-A4]	External	40	1.20	1.20	1.20	1.20	1.20
Percent course outcome weightage			40.00	40.00	40.00	40.00	40.00
Attainment as per percent weightage			1.2	1.2	1.2	1.2	1.2
Final Attainment			3	3	3	3	3

External Assessment Course Outcome Attainment Average

Course Outcome	CO2	CO3	CO1	CO4	CO5
Average	3.00	3.00	3.00	3.00	3.00



Direct Total Attainment

Course Outcome	Internal	External
CO2	3.00	3.00
CO3	3.00	3.00
CO1	3.00	3.00
CO4	3.00	3.00
CO5	3.00	3.00
Average	3.00	3.00
Weightage	60	40
Direct Total Attainment	1.80	1.20
Final Direct Course Attainment	3.00	

	PO1	PO2	PO3	PO4	PO5	PO6	PO7	PO8	PO9	PO10	PO11	PO12	PSO1(PSO)	PSO2(PSO)	PSO3(PSO)
Final Attainment	1.50	1.40	1.80	1.00									1.67	2.00	
Percentage	50.00	46.67	60.00	33.33									55.67	66.67	



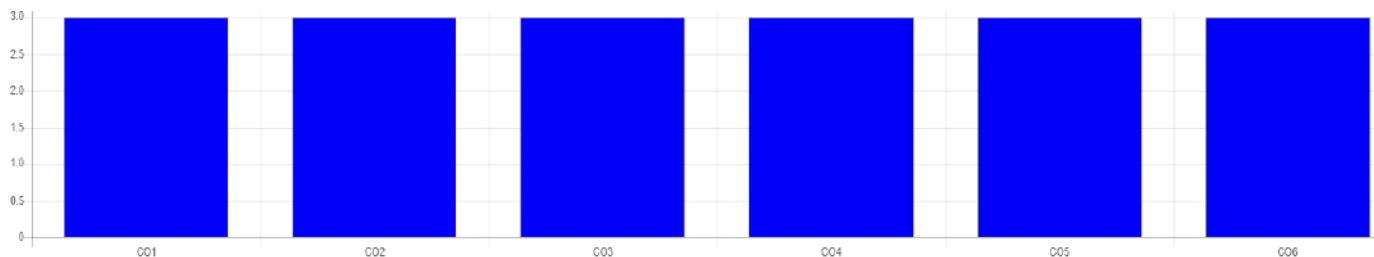


Guru Gobind Singh College of Engineering & Research Centre, Nashik

Computer Networks and Security - Theory (2022-23) [Sweety Jachak]

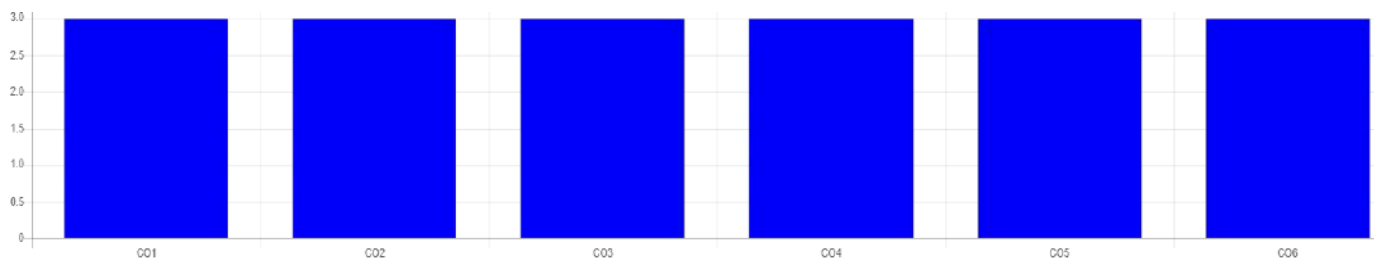
Internal Assessment

Title	Type	% Weightage	CO1	CO2	CO3	CO4	CO5	CO6
unit test-1	Internal	30	0.90					
All Assignments	Internal	30	0.90	0.90	0.90	0.90	0.90	0.90
Preliminary Examination CNS	Internal	30						
Case Study	Internal	10	0.30	0.30	0.30	0.30	0.30	0.30
Percent course outcome weightage			70.00	40.00	40.00	40.00	40.00	40.00
Attainment as per percent weightage			2.10	1.20	1.20	1.20	1.20	1.20
Final attainment			3	3	3	3	3	3



External Assessment

Title	Type	% Weightage	CO1	CO2	CO3	CO4	CO5	CO6
SEE	External	100	3.00	3.00	3.00	3.00	3.00	3.00
Percent course outcome weightage			100.00	100.00	100.00	100.00	100.00	100.00
Attainment as per percent weightage			3	3	3	3	3	3
Final attainment			3	3	3	3	3	3

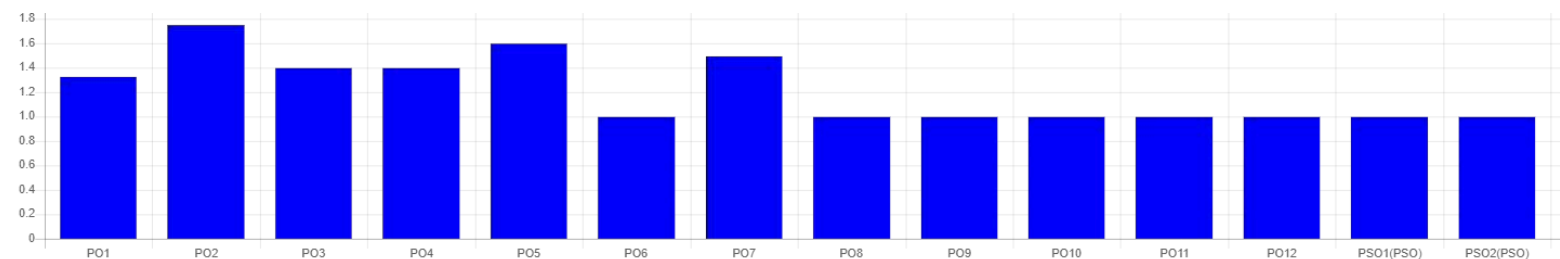


Direct Total Attainment

Course Outcome	Internal	External
CO1	3.00	3.00
CO2	3.00	3.00
CO3	3.00	3.00
CO4	3.00	3.00
CO5	3.00	3.00
CO6	3.00	3.00
Average	3.00	3.00
Weightage	60	40
Direct Total Attainment	1.80	1.20
Final Direct Course Attainment	3.00	

Final Attainment

	PO1	PO2	PO3	PO4	PO5	PO6	PO7	PO8	PO9	PO10	PO11	PO12	PSO1(PSO)	PSO2(PSO)	PSO3(PSO)
Final Attainment	1.33	1.75	1.40	1.40	1.60	1.00	1.50	1.00	1.00	1.00	1.00	1.00	1.00	1.00	1.00
Percentage	44.33	58.33	46.67	46.67	53.33	33.33	50.00	33.33	33.33	33.33	33.33	33.33	33.33	33.33	33.33





Guru Gobind Singh College of Engineering & Research Centre, Nashik

Database Management Systems Laboratory - Practical (2022-23) [Shyamrao Gade] [Shyamrao Gade] [Vaidehi Mantri] [Vaidehi Mantri]

Internal Assessment

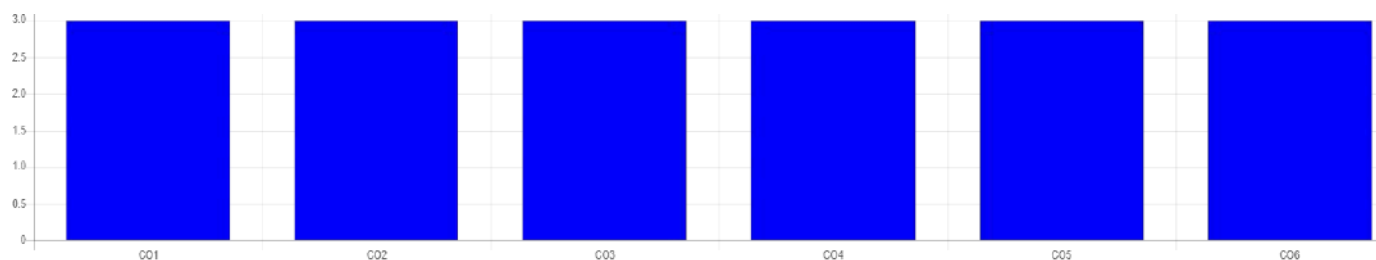
Batch [TECO-A1] Internal Assessment		Type	% Weightage	CO1	CO2	CO3	CO4	CO5	CO6
DATABASE MANAGEMENT SYSTEM LABORATORY [TECO-A1]		Internal	80	2.40	2.40	2.40	2.40	2.40	2.40
Percent course outcome weightage				80.00	80.00	80.00	80.00	80.00	80.00
Attainment as per percent weightage				2.4	2.4	2.4	2.4	2.4	2.4
Final Attainment				3	3	3	3	3	3

Batch [TECO-A2] Internal Assessment		Type	% Weightage	CO1	CO2	CO3	CO4	CO5	CO6
DATABASE MANAGEMENT SYSTEM LABORATORY [TECO-A2]		Internal	80						
Percent course outcome weightage									
Attainment as per percent weightage									
Final Attainment									

Batch [TECO-A1, TECO-A2, TECO-A3, TECO-A4] Internal Assessment		Type	% Weightage	CO1	CO2	CO3	CO4	CO5	CO6
DBMS Practicals [TECO-A1, TECO-A2, TECO-A3, TECO-A4]		Internal	80						
DBMS Mini Project [TECO-A1, TECO-A2, TECO-A3, TECO-A4]		Internal	20	0.60	0.60	0.60	0.60	0.60	0.60
Miniproject [TECO-A1, TECO-A2, TECO-A3, TECO-A4]		Internal	20						
Percent course outcome weightage				20.00	20.00	20.00	20.00	20.00	20.00
Attainment as per percent weightage				0.6	0.6	0.6	0.6	0.6	0.6
Final Attainment				3	3	3	3	3	3

Internal Assessment Course Outcome Attainment Average

Course Outcome	CO1	CO2	CO3	CO4	CO5	CO6
Average	3.00	3.00	3.00	3.00	3.00	3.00

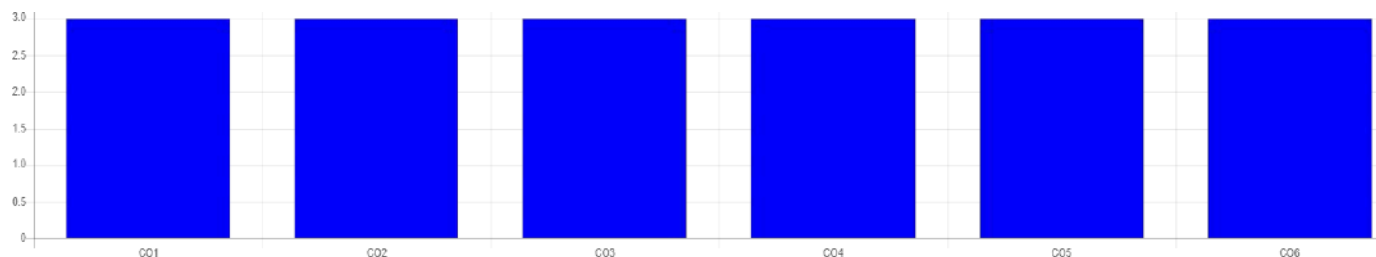


External Assessment

Batch [TECO-A1, TECO-A2, TECO-A3, TECO-A4] External Assessment		Type	% Weightage	CO1	CO2	CO3	CO4	CO5	CO6
SEE [TECO-A1, TECO-A2, TECO-A3, TECO-A4]		External	100	3.00	3.00	3.00	3.00	3.00	3.00
Percent course outcome weightage				100.00	100.00	100.00	100.00	100.00	100.00
Attainment as per percent weightage				3	3	3	3	3	3
Final Attainment				3	3	3	3	3	3

External Assessment Course Outcome Attainment Average

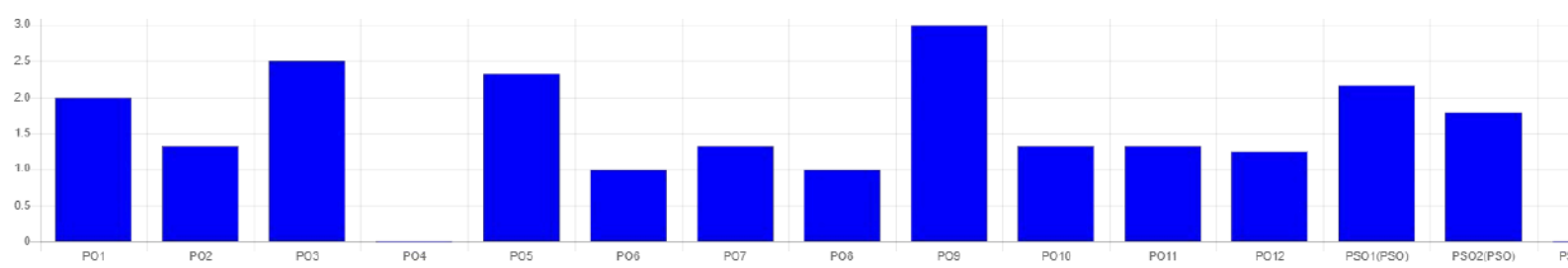
Course Outcome	CO1	CO2	CO3	CO4	CO5	CO6
Average	3.00	3.00	3.00	3.00	3.00	3.00



Direct Total Attainment

Course Outcome	Internal	External
CO1	3.00	3.00
CO2	3.00	3.00
CO3	3.00	3.00
CO4	3.00	3.00
CO5	3.00	3.00
CO6	3.00	3.00
Average	3.00	3.00
Weightage	60	40
Direct Total Attainment	1.80	1.20

Final Direct Course Attainment											3.00				
	PO1	PO2	PO3	PO4	PO5	PO6	PO7	PO8	PO9	PO10	PO11	PO12	PSO1(PSO)	PSO2(PSO)	PSO3(PSO)
Final Attainment	2.00	1.33	2.50		2.33	1.00	1.33	1.00	3.00	1.33	1.33	1.25	2.17	1.80	
Percentage	66.67	44.33	83.33		77.67	33.33	44.33	33.33	100.00	44.33	44.33	41.67	72.33	60.00	



Last published on 2023-01-28 10:34:51

[Unpublish](#)

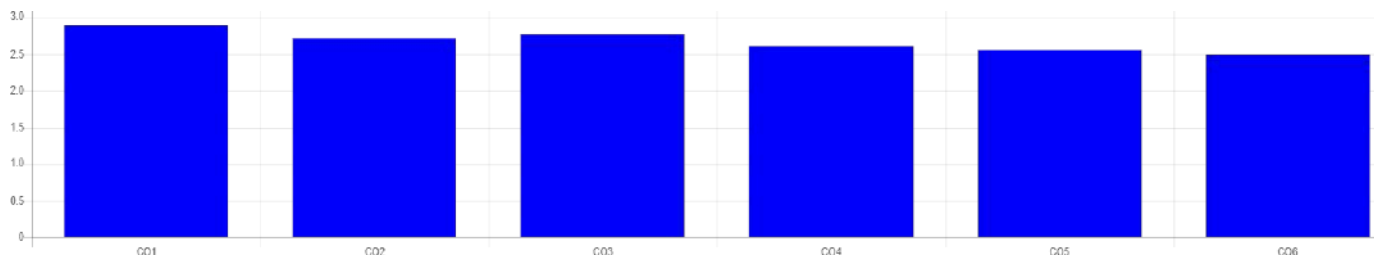


Guru Gobind Singh College of Engineering & Research Centre, Nashik

Machine Learning - Theory (2022-23) [Pradnya Bachhav]

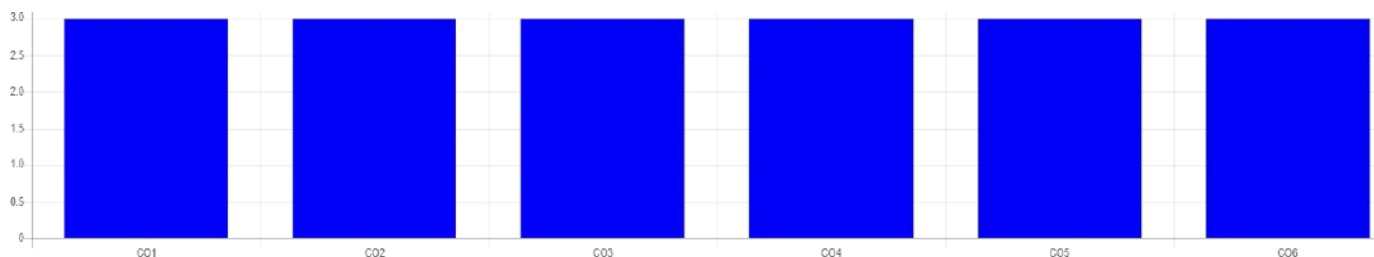
Internal Assessment

Title	Type	% Weightage	CO1	CO2	CO3	CO4	CO5	CO6
Assignments	Internal	10	0.30	0.30	0.30	0.30		
Unit Test-1	Internal	25	0.67	0.54				
Case Study	Internal	40	1.20	1.20	1.20	1.20	1.20	1.20
Unit Test-2 (Prelim Exam)	Internal	25			0.58	0.46	0.46	0.42
Percent course outcome weightage			75.00	75.00	75.00	75.00	65.00	65.00
Attainment as per percent weightage			2.17	2.04	2.08	1.96	1.66	1.62
Final attainment			2.89	2.72	2.77	2.61	2.55	2.49



External Assessment

Title	Type	% Weightage	CO1	CO2	CO3	CO4	CO5	CO6
SEE	External	100	3.00	3.00	3.00	3.00	3.00	3.00
Percent course outcome weightage			100.00	100.00	100.00	100.00	100.00	100.00
Attainment as per percent weightage			3	3	3	3	3	3
Final attainment			3	3	3	3	3	3

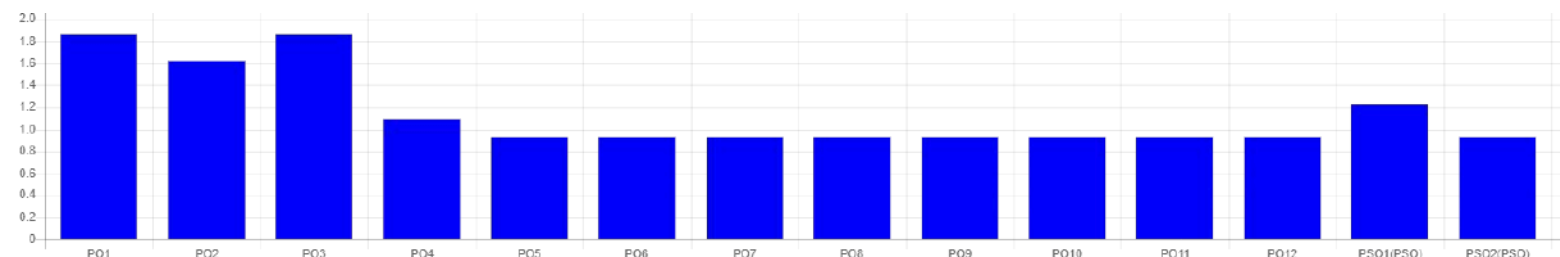


Direct Total Attainment

Course Outcome	Internal	External
CO1	2.89	3.00
CO2	2.72	3.00
CO3	2.77	3.00
CO4	2.61	3.00
CO5	2.55	3.00
CO6	2.49	3.00
Average	2.67	3.00
Weightage	60	40
Direct Total Attainment	1.60	1.20
Final Direct Course Attainment	2.80	

Final Attainment

	PO1	PO2	PO3	PO4	PO5	PO6	PO7	PO8	PO9	PO10	PO11	PO12	PSO1(PSO)	PSO2(PSO)	PSO3(PSO)
Final Attainment	1.87	1.63	1.87	1.09	0.93	0.93	0.93	0.93	0.93	0.93	0.93	0.93	1.24	0.93	1.40
Percentage	62.33	54.33	62.33	36.33	31.00	31.00	31.00	31.00	31.00	31.00	31.00	31.00	41.33	31.00	46.67





Guru Gobind Singh College of Engineering & Research Centre, Nashik

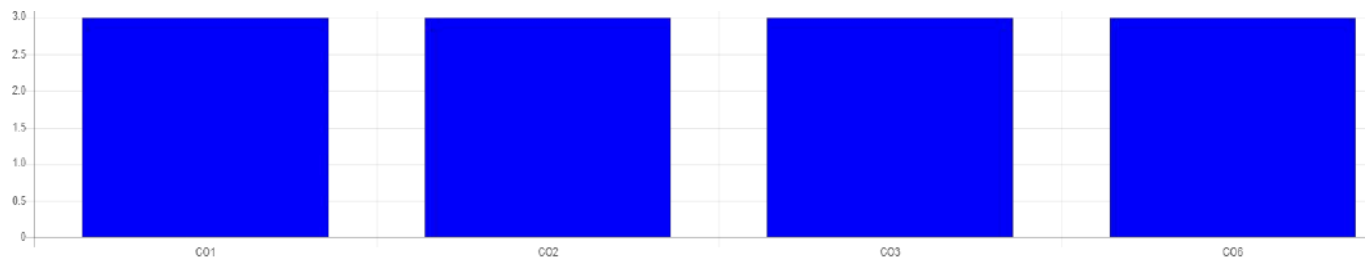
Laboratory Practice III (ML BT) - Practical (2022-23) [Pradnya Bachhav] [Pradnya Bachhav] [Pradnya Bachhav] [Pradnya Bachhav]

Internal Assessment

Batch [BECO-1, BECO-2, BECO-3, BECO-4] Internal Assessment	Type	% Weightage	CO1	CO2	CO3	CO6
Practical-CIE [BECO-1, BECO-2, BECO-3, BECO-4]	Internal	80	2.40	2.40	2.40	2.40
Mini Project [BECO-1, BECO-2, BECO-3, BECO-4]	Internal	20	0.60	0.60	0.60	0.60
Percent course outcome weightage			100.00	100.00	100.00	100.00
Attainment as per percent weightage			3	3	3	3
Final Attainment			3	3	3	3

Internal Assessment Course Outcome Attainment Average

Course Outcome	CO1	CO2	CO3	CO6
Average	3.00	3.00	3.00	3.00




External Assessment

Batch [BECO-1, BECO-2, BECO-3, BECO-4] External Assessment	Type	% Weightage	CO1	CO2	CO3	CO6
LP-III: SEE (DAA ML BT) [BECO-1, BECO-2, BECO-3, BECO-4]	External	100	3.00	3.00	3.00	3.00
Percent course outcome weightage			100.00	100.00	100.00	100.00
Attainment as per percent weightage			3	3	3	3
Final Attainment			3	3	3	3

External Assessment Course Outcome Attainment Average

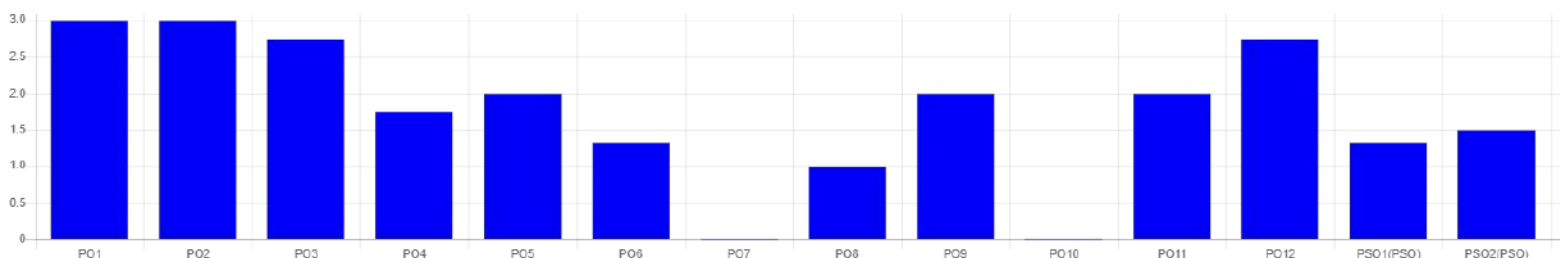
Course Outcome	CO1	CO2	CO3	CO6
Average	3.00	3.00	3.00	3.00



Direct Total Attainment

Course Outcome	Internal	External
CO1	3.00	3.00
CO2	3.00	3.00
CO3	3.00	3.00
CO6	3.00	3.00
Average	3.00	3.00
Weightage	60	40
Direct Total Attainment	1.80	1.20
Final Direct Course Attainment	3.00	

	PO1	PO2	PO3	PO4	PO5	PO6	PO7	PO8	PO9	PO10	PO11	PO12	PSO1(PSO)	PSO2(PSO)	PSO3(PSO)
Final Attainment	3.00	3.00	2.75	1.75	2.00	1.33		1.00	2.00		2.00	2.75	1.33	1.50	1.00
Percentage	100.00	100.00	91.67	58.33	66.67	44.33		33.33	66.67		66.67	91.67	44.33	50.00	33.33



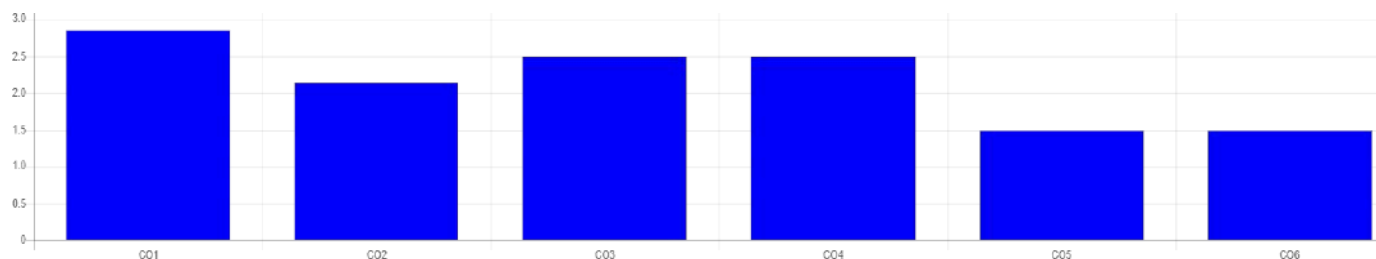


Guru Gobind Singh College of Engineering & Research Centre, Nashik

210255: Principles of Programming Languages - Theory (2022-23) [Shyamrao Gade]

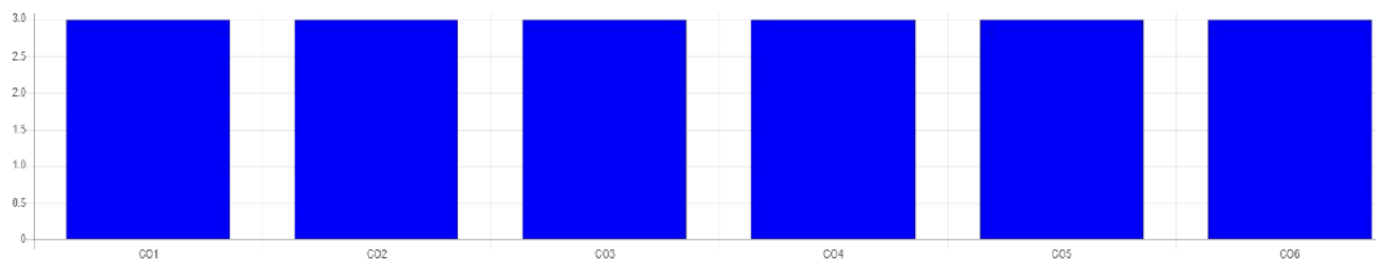
Internal Assessment

Title	Type	% Weightage	CO1	CO2	CO3	CO4	CO5	CO6
Unit Test 1	Internal	20	0.57	0.43				
Prelim End Semester Examination	Internal	80			2.00	2.00	1.20	1.20
Percent course outcome weightage			20.00	20.00	80.00	80.00	80.00	80.00
Attainment as per percent weightage			0.57	0.43	2.00	2.00	1.20	1.20
Final attainment			2.85	2.15	2.5	2.5	1.5	1.5



External Assessment

Title	Type	% Weightage	CO1	CO2	CO3	CO4	CO5	CO6
SEE	External	100	3.00	3.00	3.00	3.00	3.00	3.00
Percent course outcome weightage			100.00	100.00	100.00	100.00	100.00	100.00
Attainment as per percent weightage			3	3	3	3	3	3
Final attainment			3	3	3	3	3	3

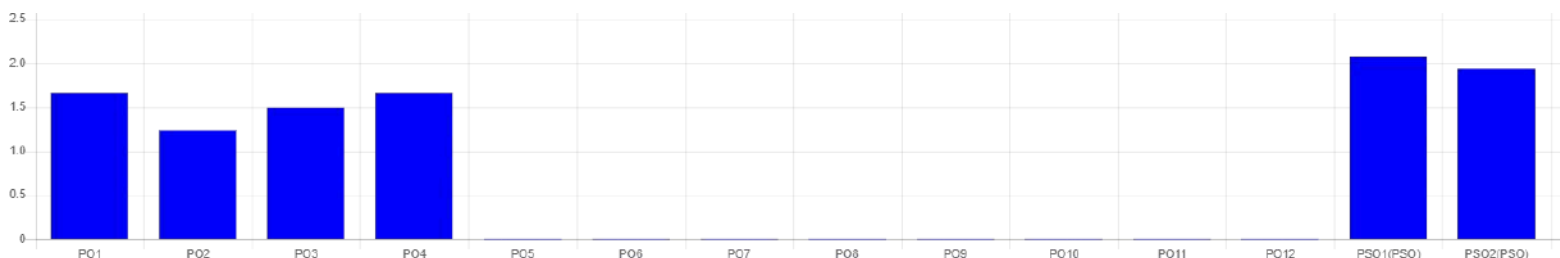


Direct Total Attainment

Course Outcome	Internal	External
CO1	2.85	3.00
CO2	2.15	3.00
CO3	2.50	3.00
CO4	2.50	3.00
CO5	1.50	3.00
CO6	1.50	3.00
Average	2.17	3.00
Weightage	60	40
Direct Total Attainment	1.30	1.20
Final Direct Course Attainment	2.50	

Final Attainment

	PO1	PO2	PO3	PO4	PO5	PO6	PO7	PO8	PO9	PO10	PO11	PO12	PSO1(PSO)	PSO2(PSO)	PSO3(PSO)
Final Attainment	1.67	1.25	1.50	1.67									2.08	1.94	
Percentage	55.67	41.67	50.00	55.67									69.33	64.67	



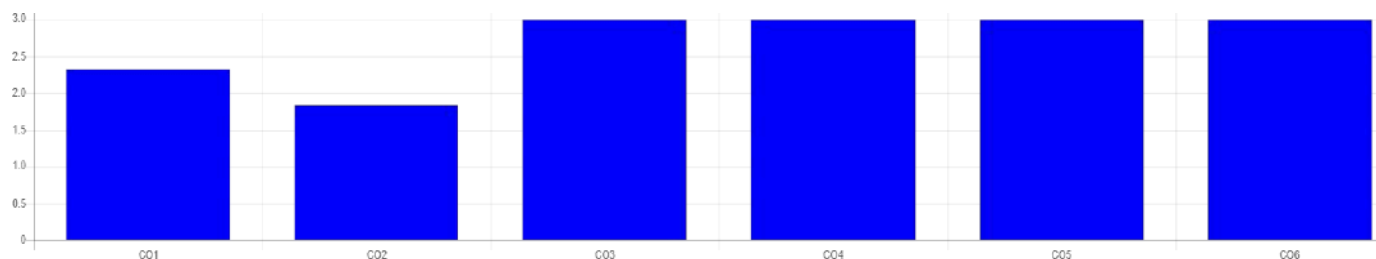


Guru Gobind Singh College of Engineering & Research Centre, Nashik

310251-Data Science and Big Data Analytics - Theory (2022-23) [Pradnya Bachhav]

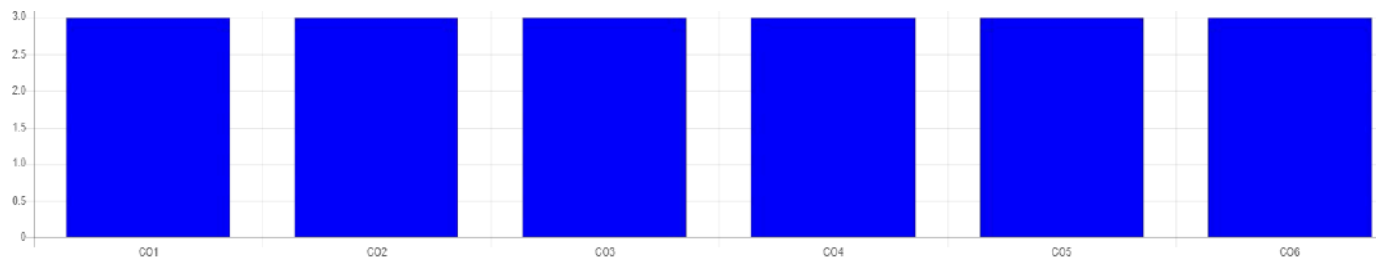
Internal Assessment

Title	Type	% Weightage	CO1	CO2	CO3	CO4	CO5	CO6
Unit Test-I	Internal	25	0.58	0.46				
Prelim_Exam_16-05-2023	Internal	25			0.75	0.75	0.75	0.75
Percent course outcome weightage			25.00	25.00	25.00	25.00	25.00	25.00
Attainment as per percent weightage			0.58	0.46	0.75	0.75	0.75	0.75
Final attainment			2.32	1.84	3	3	3	3



External Assessment

Title	Type	% Weightage	CO1	CO2	CO3	CO4	CO5	CO6
SEE	External	100	3.00	3.00	3.00	3.00	3.00	3.00
Percent course outcome weightage			100.00	100.00	100.00	100.00	100.00	100.00
Attainment as per percent weightage			3	3	3	3	3	3
Final attainment			3	3	3	3	3	3

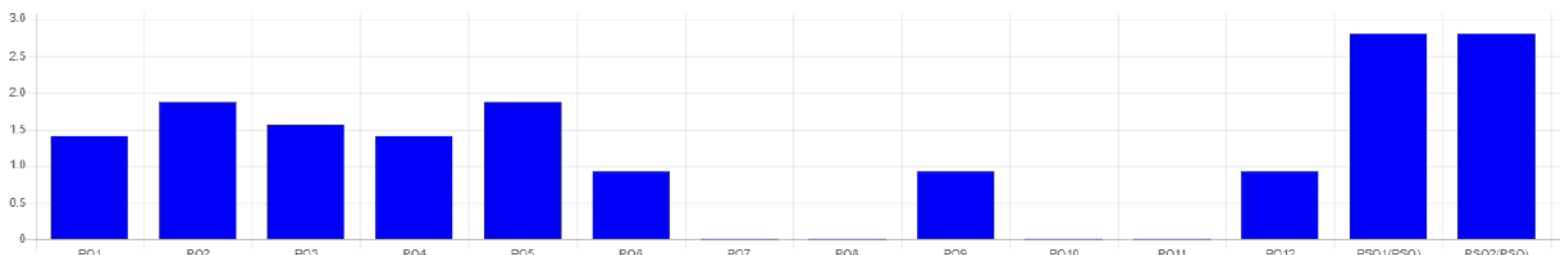


Direct Total Attainment

Course Outcome	Internal	External
CO1	2.32	3.00
CO2	1.84	3.00
CO3	3.00	3.00
CO4	3.00	3.00
CO5	3.00	3.00
CO6	3.00	3.00
Average	2.69	3.00
Weightage	60	40
Direct Total Attainment	1.61	1.20
Final Direct Course Attainment	2.81	

Final Attainment

	PO1	PO2	PO3	PO4	PO5	PO6	PO7	PO8	PO9	PO10	PO11	PO12	PSO1(PSO)	PSO2(PSO)	PSO3(PSO)
Final Attainment	1.41	1.88	1.57	1.41	1.88	0.94			0.94			0.94	2.81	2.81	
Percentage	47.00	62.67	52.33	47.00	62.67	31.33			31.33			31.33	93.67	93.67	





Guru Gobind Singh College of Engineering & Research Centre, Nashik

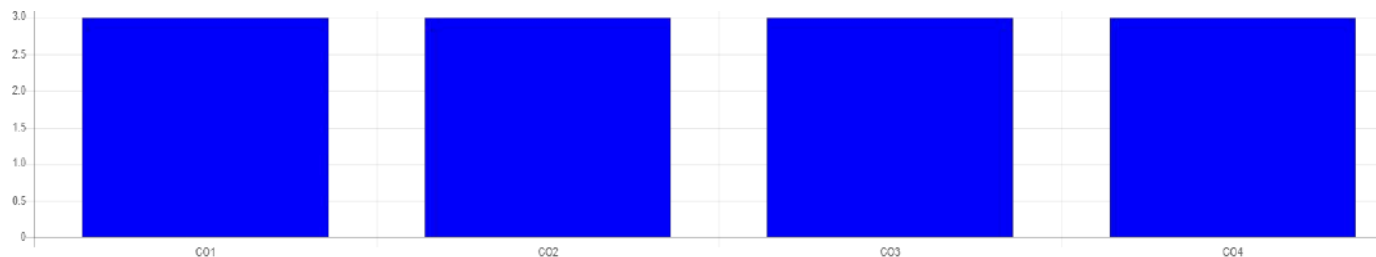
310257-Web Technology Laboratory - Practical (2022-23) [Radha Sali] [Radha Sali] [Radha Sali] [Radha Sali]

Internal Assessment

Batch [TECO-A1, TECO-A2, TECO-A3, TECO-A4] Internal Assessment	Type	% Weightage	CO1	CO2	CO3	CO4
PRACTICAL CIE [TECO-A1, TECO-A2, TECO-A3, TECO-A4]	Internal	60	1.80	1.80	1.80	1.80
WT MINI PROJECT [TECO-A1, TECO-A2, TECO-A3, TECO-A4]	Internal	20	0.60	0.60	0.60	0.60
Percent course outcome weightage			80.00	80.00	80.00	80.00
Attainment as per percent weightage			2.4	2.4	2.4	2.4
Final Attainment			3	3	3	3

Internal Assessment Course Outcome Attainment Average

Course Outcome	CO1	CO2	CO3	CO4
Average	3.00	3.00	3.00	3.00




External Assessment

Batch [TECO-A1, TECO-A2, TECO-A3, TECO-A4] External Assessment	Type	% Weightage	CO1	CO2	CO3	CO4
Practical SEE [TECO-A1, TECO-A2, TECO-A3, TECO-A4]	External	100	3.00	3.00	3.00	3.00
Percent course outcome weightage			100.00	100.00	100.00	100.00
Attainment as per percent weightage			3	3	3	3
Final Attainment			3	3	3	3

External Assessment Course Outcome Attainment Average

Course Outcome	CO1	CO2	CO3	CO4
Average	3.00	3.00	3.00	3.00



Direct Total Attainment

Course Outcome	Internal	External
CO1	3.00	3.00
CO2	3.00	3.00
CO3	3.00	3.00
CO4	3.00	3.00
Average	3.00	3.00
Weightage	60	40
Direct Total Attainment	1.80	1.20
Final Direct Course Attainment	3.00	

	PO1	PO2	PO3	PO4	PO5	PO6	PO7	PO8	PO9	PO10	PO11	PO12	PSO1(PSO)	PSO2(PSO)	PSO3(PSO)
Final Attainment	1.67	1.67	2.00	1.33	1.50	1.00	1.00		1.00	1.00	1.00		1.67	1.50	2.00
Percentage	55.67	55.67	66.67	44.33	50.00	33.33	33.33		33.33	33.33	33.33		55.67	50.00	66.67



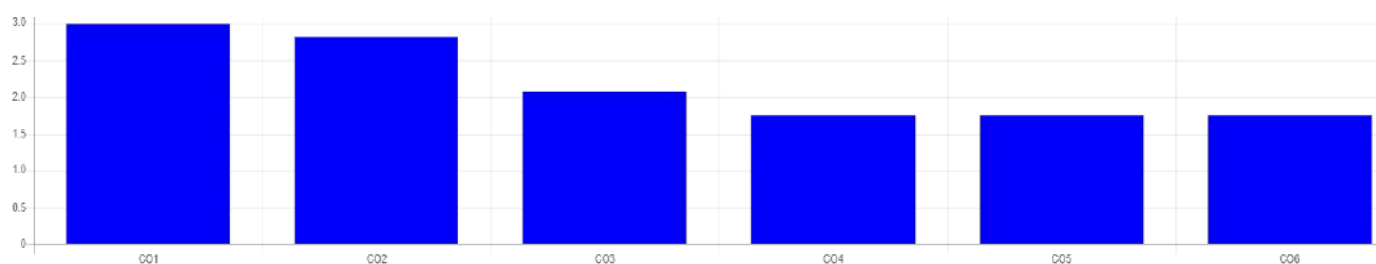


Guru Gobind Singh College of Engineering & Research Centre, Nashik

410251: Deep Learning - Theory (2022-23) [Sweety Jachak]

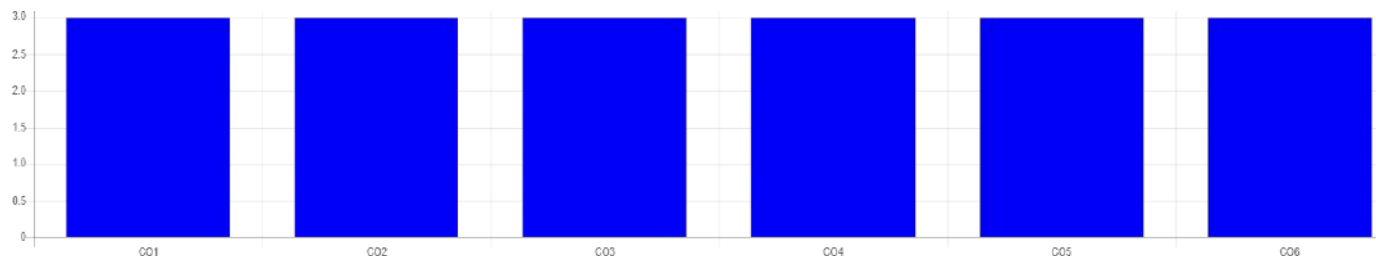
Internal Assessment

Title	Type	% Weightage	CO1	CO2	CO3	CO4	CO5	CO6
Unit Test I	Internal	30	0.90	0.50				
Preliminary Examination	Internal	70			0.53	0.00	0.00	0.00
Assignment 1	Internal	100	3.00	3.00				
Assignment 2	Internal	100		3.00				
Assignment 3	Internal	100			3.00			
Assignment 4	Internal	100				3.00		
Assignment 5	Internal	100					3.00	
Assignment 6	Internal	100						3.00
Percent course outcome weightage			130.00	230.00	170.00	170.00	170.00	170.00
Attainment as per percent weightage			3.90	6.50	3.53	3.00	3.00	3.00
Final attainment			3	2.83	2.08	1.76	1.76	1.76



External Assessment

Title	Type	% Weightage	CO1	CO2	CO3	CO4	CO5	CO6
SEE	External	100	3.00	3.00	3.00	3.00	3.00	3.00
Percent course outcome weightage			100.00	100.00	100.00	100.00	100.00	100.00
Attainment as per percent weightage			3	3	3	3	3	3
Final attainment			3	3	3	3	3	3



Direct Total Attainment

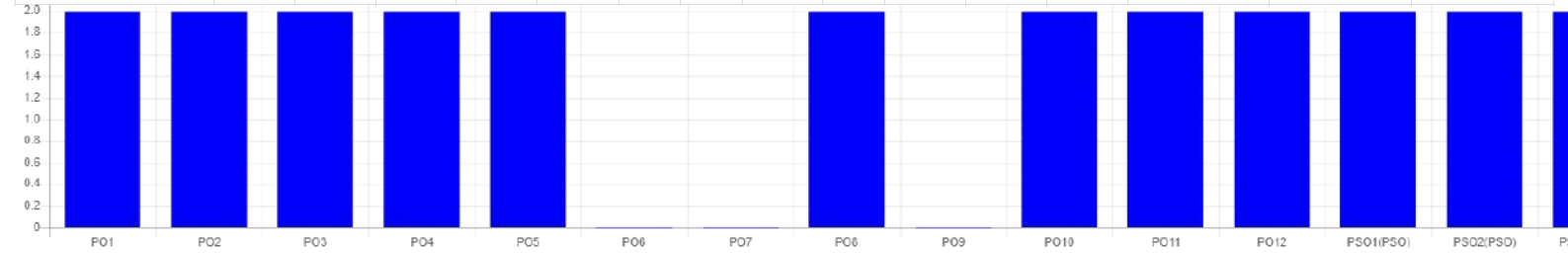
Course Outcome	Internal	External
CO1	3.00	3.00
CO2	2.83	3.00
CO3	2.08	3.00
CO4	1.76	3.00
CO5	1.76	3.00
CO6	1.76	3.00
Average	2.20	3.00
Weightage	60	40
Direct Total Attainment	1.32	1.20
Final Direct Course Attainment	2.52	

Final Attainment

	PO1	PO2	PO3	PO4	PO5	PO6	PO7	PO8	PO9	PO10	PO11	PO12	PSO1(PSO)	PSO2(PSO)	PSO3(PSO)
Final Attainment	1.82	1.82	1.68	1.51	1.68		0.84				1.68	1.01		0.84	
Percentage	60.67	60.67	56.00	50.33	56.00		28.00				56.00	33.67		28.00	



Final Attainment	2.00	2.00	2.00	2.00	2.00			2.00		2.00	2.00	2.00	2.00	2.00	2.00
------------------	------	------	------	------	------	--	--	------	--	------	------	------	------	------	------



Last published on 2023-09-20 12:20:37

[Unpublish](#)